



Models & Prices.....2-4

A Series Premium Bases5-6

C Series Convertible Bases7-8

S Series Spike Down Bases..... 9-10

IN Series Indoor Bases 11

T Series Bases for Synthetic Turf 12

Installation Instructions13-22

Little League Breakaway Base Rule 1.06 23

YOUR “ONE-STOP” SOURCE FOR AMERICA’S BASEBALL, SOFTBALL & SPORTS SURFACES & SUPPLIES!

PRICES SUBJECT TO CHANGE & AVAILABILITY PLUS SHIPPING | VOLUME DISCOUNTS AVAILABLE | COOPERATIVE PURCHASING CONTRACT PRICING FOR 50 STATES

PARTAC PEAT CORPORATION
ONE KELSEY PARK, GREAT MEADOWS, NEW JERSEY 07838

800-247-BEAM (2326) • (908) 637-4191 • FAX (908) 637-8421
www.beamclay.com • sales@beamclay.com
Bid Term - 5/9/18 - 5/8/20; Extended to 5/8/21; Extended to 5/8/22

BEAM CLAY®

WHOLESALE PRICE LIST EFFECTIVE: JANUARY 1, 2021

Soft Touch™ Bases

SOFT TOUCH™ PROGRESSIVE RELEASE BASES

Progressive release bases are designed to flex and absorb energy as a player slides into the base. In case of a short slide, the "progressive release" action allows the base to flex until enough force is applied to "pop" the base free from its mount. Available in 3 styles: Premium In-Ground Mount, Spike Down, or Anchor Style T-Stanchion. Little League Approved.

PREMIUM "A" SERIES IN-GROUND:

Molded from durable cut-resistant polyurethane, the molded 7" stem fits over the yellow play-plug and inside the ground mount. The yellow play-plug remains in place when the base comes free to fill most of the cavity and reduces the potential of a player stepping inside the ground mount.

- A1500 3 - 15" Bases, Ground Mounts & play plugs
- Y1400 3 - 14" Youth Bases, Ground Mounts & play plugs
- A150L 3 - 15" Bases—Covers Only
- Y140L 3 - 14" Youth Bases—Covers Only



- \$450
- \$440
- \$385
- \$375

"S" SERIES SPIKE DOWN:

Portable mounting system designed for easy installation, replacement, and removal for infields without ground anchors using three 3/8" x 12" metal spikes through the white mounting tee. Spikes included. No ground anchors needed!

- S1500 3 - 15" Bases, Mounting Tees & Spikes
- S1400 3 - 14" Bases, Mounting Tees & Spikes
- S150L 3 - 15" Bases—Covers Only
- S140L 3 - 14" Bases—Covers Only

- \$475
- \$475
- \$285
- \$275



"C" SERIES CONVERTIBLE FOR IN-GROUND METAL ANCHORS:

Designed to fit into your existing 1-1/2" female or 1" male ground anchors. If needed, ground anchors are sold separately.

- C1500 3 - 15" Bases & Convertible Tees
- C1400 3 - 14" Bases & Convertible Tees
- C150L 3 - 15" Bases—Covers Only
- C140L 3 - 14" Bases—Covers Only

- \$465
- \$455
- \$285
- \$275



"IN" SERIES INDOOR BASES:

- IN1500/1400 3 - 15" or 14" Indoor Bases with Indoor Mounting Tees & Friction Pads
- IN15/IN14 1 - 15" or 14" Indoor Base with 1 - Indoor Mounting Tee & Friction Pad
- IN1415M 1 - Indoor Mounting Tee, No Friction Pad
- IN1415MS 3 - Indoor Mounting Tees, No Friction Pads
- INFP 1 - Indoor Friction Pad

- \$555
- \$215
- \$165
- \$435
- \$110



"T" SERIES FOR SYNTHETIC TURF:

- T1500 3 - 15" Bases for Turf
- T15 1 - 15" Bases for Turf
- THP 1 - Home Plate for Turf
- TPR 1 - 24" Pitching Rubber for Turf
- T15DBL-SET 1 - 15" White Bases for Turf and 1 - 15" Orange Base for Turf
- T15-OR 1 - 15" Orange Base for Turf
- Lightweight (Approx. 1/3 of the weight of the standard Soft Touch for Turf)
- T1500LW 3 - 15" Bases for Turf—Lightweight
- T15LW 1 - 15" Base for Turf—Lightweight
- T15LW-DBL 1 - 15" White Bases for Turf—Lightweight and 1 - 15" Orange Base for Turf—Lightweight
- T15LW-OR 1 - 15" Orange Base for Turf—Lightweight

- \$595
- \$235
- \$200
- \$200
- \$475
- \$245
- \$575
- \$220
- \$435
- \$225



\$10 handling charge per shipment (including 3rd party orders), \$25 US Postal Shipment, \$25 per pallet, all residential packages are shipped "Signature Required" on both Fed-Ex and UPS unless indicated differently on PO. Partac nor Soft Touch are NOT liable for lost shipments if "Signature Required" designation is removed. (These are pass thru charges directly from the manufacturer NO DISCOUNTS ON THESE FEES.)

Check for additional discounts for 5 or more sets per item.

WARNING: Soft Touch® Bases advises that sliding into any baseball base represents a clear and present danger, injury may occur. It is the purchaser's responsibility to inform each participant of these dangers. The purchaser of these products should take warning that deviation from the installation instructions could increase the risk of injury to game participants.

YOUR "ONE-STOP" SOURCE FOR AMERICA'S BASEBALL, SOFTBALL & SPORTS SURFACES & SUPPLIES!

PRICES SUBJECT TO CHANGE & AVAILABILITY PLUS SHIPPING | VOLUME DISCOUNTS AVAILABLE | COOPERATIVE PURCHASING CONTRACT PRICING FOR 50 STATES

PARTAC PEAT CORPORATION
ONE KELSEY PARK, GREAT MEADOWS, NEW JERSEY 07838

800-247-BEAM (2326) • (908) 637-4191 • FAX (908) 637-8421
www.beamclay.com • sales@beamclay.com
Bid Term - 5/9/18 - 5/8/20; Extended to 5/8/21; Extended to 5/8/22

BEAM CLAY®

Soft Touch™ Bases

WHOLESALE PRICE LIST
 EFFECTIVE: JANUARY 1, 2021

SOFT TOUCH™ PROGRESSIVE RELEASE BASES

DOUBLE FIRST BASES & DOUBLE FIRST BASE SETS


Same construction as the 15" single base. Reduces chance of collision at 1st base. Due to double anchor system, they are NOT a release style base. Note: new design features a single 12" spike and mounting disk on the orange side of all double first bases.

NOTE: Double First Bases are not release style bases due to Dual Anchor System and only comes in Standard 15" size bases.



GROUND MOUNT STYLE DOUBLE FIRST WITH 7" GROUND MOUNT

A15DBL	15" DOUBLE FIRST BASE with in-ground mount, play plug and disk with 12" spike	\$310
A15DBL-SET	DOUBLE FIRST SET —Set includes: Double 1st base, (2) single 15" bases for 2nd & 3rd, (3) play plugs, (3) ground mounts, & one disk with 12" spike.	\$595
A15DBL/NM	REPLACEMENT 15" A SERIES DOUBLE FIRST BASE—NO MOUNTING SYSTEM—COVERS ONLY	\$275
A15DBL-SET/NM	REPLACEMENT 15" A SERIES DOUBLE FIRST BASE SET with 2nd & 3rd Bases, NO MOUNTING SYSTEM—COVERS ONLY	\$535
Y14DBL-SET	STANDARD 15" DOUBLE FIRST BASE , (2) single 14" youth bases for 2nd & 3rd, (3) play plugs, (3) ground mounts, & one disk with 12" spike	\$595
Y14DBL-SET/NM	REPLACEMENT 15" A SERIES DOUBLE FIRST BASE SET , (2) single 14" youth bases for 2nd & 3rd— NO MOUNTING SYSTEM—COVERS ONLY	\$525



ORIGINAL SPIKE STYLE T-STANCHIONS:

S15DBL	15" DOUBLE FIRST ONLY with mounting tee, disk, & 12" spikes	\$315
S15DBL-SET	15" DOUBLE FIRST SET —Set includes: Double 1st base, (2) single 15" bases for 2nd & 3rd, with mounting tees, disk, & 12" spikes	\$575
S15DBL/NM	REPLACEMENT 15" S SERIES DOUBLE FIRST BASE—NO MOUNTING SYSTEM—COVERS ONLY	\$265
S15DBL-SET/NM	15" S SERIES DOUBLE FIRST BASE SET with (2) single 15" bases for 2nd & 3rd, NO MOUNTING SYSTEM—COVERS ONLY	\$485
S14DBL-SET	STANDARD 15" DOUBLE FIRST BASE , (2) single 14" youth bases for 2nd & 3rd with mounting tees, disks, & 12" spikes	\$575
S14DBL-SET/NM	REPLACEMENT STANDARD 15" DOUBLE FIRST BASE , (2) single 14" youth bases for 2nd & 3rd— NO MOUNTING SYSTEM—COVERS ONLY	\$475



CONVERTIBLE IN-GROUND METAL ANCHOR STYLE T-STANCHIONS:

C15DBL	15" DOUBLE FIRST ONLY with convertible tee that fits either 1" or 1-1/2" square ground anchors, disk and 12" spikes (ground anchors not included).	\$300
C15DBL-SET	DOUBLE FIRST SET Set includes: Double 15" 1st base, (2) single 15" bases for 2nd & 3rd with convertible tees, disk, and 12" spikes (ground anchors not included).	\$595
C15DBL/NM	REPLACEMENT 15" C SERIES DOUBLE FIRST BASE—NO MOUNTING SYSTEM—COVERS ONLY	\$275
C15DBL-SET/NM	REPLACEMENT 15" C SERIES DOUBLE FIRST BASE SET with (2) single 15" bases for 2nd & 3rd, NO MOUNTING SYSTEM—COVERS ONLY	\$485
C14DBL-SET	STANDARD 15" DOUBLE FIRST BASE , (2) single 14" youth bases for 2nd & 3rd with convertible tees, disks, & 12" spikes (ground anchors not included).	\$595
C14DBL-SET/NM	REPLACEMENT STANDARD 15" DOUBLE FIRST BASE , 2nd & 3rd 14" youth bases— NO MOUNTING SYSTEM—COVERS ONLY	\$475



\$10 handling charge per shipment (including 3rd party orders), \$25 US Postal Shipment, \$25 per pallet, all residential packages are shipped "Signature Required" on both Fed-Ex and UPS unless indicated differently on PO. Partac nor Soft Touch are NOT liable for lost shipments if "Signature Required" designation is removed. (These are pass thru charges directly from the manufacturer NO DISCOUNTS ON THESE FEES.)

WARNING: Soft Touch® Bases advises that sliding into any baseball base represents a clear and present danger, injury may occur. It is the purchaser's responsibility to inform each participant of these dangers. The purchaser of these products should take warning that deviation from the installation instructions could increase the risk of injury to game participants.

Check for additional discounts for 5 or more sets per item.

YOUR "ONE-STOP" SOURCE FOR AMERICA'S BASEBALL, SOFTBALL & SPORTS SURFACES & SUPPLIES!

PRICES SUBJECT TO CHANGE & AVAILABILITY PLUS SHIPPING | VOLUME DISCOUNTS AVAILABLE | COOPERATIVE PURCHASING CONTRACT PRICING FOR 50 STATES

BEAM CLAY®

Soft Touch™ Bases - Replacement Parts & Accessories

WHOLESALE PRICE LIST
EFFECTIVE: JANUARY 1, 2021

SOFT TOUCH™ PROGRESSIVE RELEASE BASES


REPLACEMENT PARTS & ACCESSORIES

SOFT TOUCH® PARTS - PREMIUM "A" SERIES GROUND MOUNT


A15	1-15" Base with Ground Mount & Plug	\$159
Y14	1-14" Youth Base with Ground Mount & Plug	\$159
A15L	1-15" Base Without Mount—Cover Only	\$135
Y14L	1-14" Youth Base Without Mount—Cover Only	\$130
AY1415MS	3-7" Square Ground Mounts	\$58
AYPHD	3-Heavy Duty Drag Plugs (Firm Yellow Polyurethane) for In-Ground Mounts <i>(replaces tapered plug when bases are not in use)</i>	\$89
GPLGS	3-Tapered Ground Plugs for Ground Mounts for use while in play	\$75



AY1415M



AYPHD



GPLGS

SOFT TOUCH® PARTS - "S" SERIES SPIKE DOWN

S15	1-15" Base with White Mounting Tee & Spikes	\$185
S15L	1-15" Base Cover Only	\$105
S14	1-14" Youth Base with White Mounting Tee & Spikes	\$185
S14L	1-14" Youth Base Cover Only	\$105
S1415M	1-Mounting Tee & Spikes	\$85
S1415MS	3-Mounting Tees & Spikes	\$240
SPIKE	1-12" Spike	\$4
DISK	Spike Down Disk & Spike for Double First Base	\$30



S1415M

SOFT TOUCH® PARTS - "C" SERIES CONVERTIBLE

C15	1-15" Base with Mounting Tee	\$200
C15L	1-15" Base Cover Only	\$105
C14	1-14" Youth Base with Mounting Tee	\$200
C14L	1-14" Youth Base Cover Only	\$105
C1415M	1-Convertible Mounting Tee	\$85
C1415MS	3-Convertible Mounting Tees & Spikes	\$275
PLUG	Universal Anchor Plug	\$7
GSB	Ground Anchor (Bolco Style), 1" Square	\$21
GSH	Ground Anchor (Hollywood Style), 1 1/2" Square	\$21
SPIKE	1-12" Spike	\$4
DISK	Spike Down Disk & Spike for Double First Base	\$30



C1415M



PLUG



DISK



\$10 handling charge per shipment (including 3rd party orders), \$25 US Postal Shipment, \$25 per pallet, all residential packages are shipped "Signature Required" on both Fed-Ex and UPS unless indicated differently on PO. Partac nor Soft Touch are NOT liable for lost shipments if "Signature Required" designation is removed. (These are pass thru charges directly from the manufacturer NO DISCOUNTS ON THESE FEES.)

WARNING: Soft Touch® Bases advises that sliding into any baseball base represents a clear and present danger, injury may occur. It is the purchaser's responsibility to inform each participant of these dangers. The purchaser of these products should take warning that deviation from the installation instructions could increase the risk of injury to game participants.

YOUR "ONE-STOP" SOURCE FOR AMERICA'S BASEBALL, SOFTBALL & SPORTS SURFACES & SUPPLIES!

PRICES SUBJECT TO CHANGE & AVAILABILITY PLUS SHIPPING | VOLUME DISCOUNTS AVAILABLE | COOPERATIVE PURCHASING CONTRACT PRICING FOR 50 STATES

PARTAC PEAT CORPORATION
ONE KELSEY PARK, GREAT MEADOWS, NEW JERSEY 07838

800-247-BEAM (2326) • (908) 637-4191 • FAX (908) 637-8421
www.beamclay.com • sales@beamclay.com
Bid Term - 5/9/18 - 5/8/20; Extended to 5/8/21; Extended to 5/8/22

BEAM CLAY®

Soft Touch™ Bases—A Series Premium Bases



Progressive Release

A Series Premium Bases

Soft Touch "Progressive Release" bases are molded from durable cut resistant polyurethane. Made in the USA, all of our bases are designed to flex and absorb energy as a player slides into the base. In the case of uncontrolled slides, the "Progressive Release" action allows the base to flex until enough force is applied to "pop" the base free from the mount, unlike any stationary base. Over the years, Soft Touch "Progressive Release" bases have been proven in play to out-perform standard bases. Soft Touch bases are fully warranted against failure due to defective materials for one year.

Product Information

With Soft Touch Premium bases, you get the ultimate in safety, installation and maintenance. The patented 7" box mounting system remains in-ground for a full season of play and the wide opening makes cleaning out dirt a snap. Lastly, these bases are constructed with the exclusive "Progressive Release" design, providing the latest safety technology.

MADE IN THE USA

14" bases comply w/ Little League Rule 1.06

Warning: Sliding into a base represents a clear danger. All players must be advised of this hazard and properly trained in sliding technique.



15" base, 7" plastic in ground mount, tapered plug
 Soft Touch Order#: A15



Double first base,
 7" plastic in ground mount,
 tapered plug, spike down disk, spike
 Soft Touch Order#: A15DBL

With the Soft Touch double first base, both fielder and runner have their own base, to reduce the chance of collision.



Soft Touch in ground mounting system
 with 7" plastic in ground mount and heavy
 duty drag plug
 Soft Touch Order#: AY1415M
 Soft Touch Order#: AYPHD

When bases are in use, a tapered plug is placed in the 7" plastic in ground mount. After play, replace the tapered plug with heavy-duty drag plugs (sold separately).

YOUR "ONE-STOP" SOURCE FOR AMERICA'S BASEBALL, SOFTBALL & SPORTS SURFACES & SUPPLIES!

PRICES SUBJECT TO CHANGE & AVAILABILITY PLUS SHIPPING | VOLUME DISCOUNTS AVAILABLE | COOPERATIVE PURCHASING CONTRACT PRICING FOR 50 STATES

BEAM CLAY®

Soft Touch™ Bases—A Series Premium Bases

Packages

ORDER #	DESCRIPTION	IMAGES
A1500	3 - 15" bases 3 - 7" plastic in ground mounts 3 - tapered plugs	
A150L	3 - 15" bases	
A15DBL**	1 - 15" double first base 1 - 7" plastic in ground mount 1 - tapered plug 1 - 12" spike 1 - spike down disk	
A15DBL-SET**	1 - 15" double first base 2 - 15" bases 3 - 7" plastic in ground mount 3 - tapered plugs 1 - 12" spike 1 - spike down disk	
Y1400	3 - 14" youth bases 3 - 7" plastic in ground mounts 3 - tapered plugs	
Y140L	3 - 14" youth bases	
Y14DBL-SET**	1 - 15" double first base 2 - 14" bases 3 - 7" plastic in ground mount 3 - tapered plugs 1 - 12" spike 1 - spike down disk	



**Note: Double first bases are not release style bases due to dual anchor system and only come in standard 15" size bases

Replacement Parts Soft Touch® Base Parts

ORDER #	DESCRIPTION	IMAGES
A15	1 - 15" base 1 - 7" plastic in ground mount 1 - tapered plug	
A15L	1 - 15" base	
Y14	1 - 14" youth base 1 - 7" plastic in ground mount 1 - tapered plug	
Y14L	1 - 14" youth base	
AY1415M	3 - 7" plastic in ground mounts	



*Note: Replaces tapered plug when bases are not in use

ORDER #	DESCRIPTION	IMAGES
GPLGS	3 - tapered plugs	
AYPHD*	3 - heavy duty drag plugs	
SPIKE	1 - 12" spike	
DISK	1 - spike down disk 1 - 12" spike	

YOUR "ONE-STOP" SOURCE FOR AMERICA'S BASEBALL, SOFTBALL & SPORTS SURFACES & SUPPLIES!

PRICES SUBJECT TO CHANGE & AVAILABILITY PLUS SHIPPING | VOLUME DISCOUNTS AVAILABLE | COOPERATIVE PURCHASING CONTRACT PRICING FOR 50 STATES

BEAM CLAY®

Soft Touch™ Bases—C Series Convertible Bases



C Series Convertible Bases

Soft Touch "Progressive Release" bases are molded from durable cut resistant polyurethane. Made in the USA, all of our bases are designed to flex and absorb energy as a player slides into the base. In the case of uncontrolled slides, the "Progressive Release" action allows the base to flex until enough force is applied to "pop" the base free from the mount, unlike any stationary base. Over the years, Soft Touch® "Progressive Release" bases have been proven in play to out-perform standard bases. Soft Touch® bases are fully warranted against failure due to defective materials for one year.

Product Information

Already have a mounting system in place? No problem! Soft Touch Convertible bases are created specifically for you. This system allows you to use our state-of-the-art bases with an existing 1" stake or a 1 1/2" sleeve mounting system. Soft Touch Convertible bases are ideal for fields with existing mounts or using Soft Touch bases at multiple field complexes. As with all Soft Touch bases, the "Progressive Release" design provides the ultimate in safety.

MADE IN THE USA

14" bases comply w/ Little League Rule 1.06

Warning: Sliding into a base represents a clear danger. All players must be advised of this hazard and properly trained in sliding technique.



15" bases with convertible tee
 Soft Touch Order#: C15



Convertible double first base, convertible tee, spike down disk and spike
 Soft Touch Order #: C15DBL

With the Soft Touch® double first base, both fielder and runner have their own base, to reduce the chance of collision.



15" base cover
 Soft Touch Order #: C15L



Mushroom / Universal anchor plug
 Soft Touch Order #: PLUG

YOUR "ONE-STOP" SOURCE FOR AMERICA'S BASEBALL, SOFTBALL & SPORTS SURFACES & SUPPLIES!

PRICES SUBJECT TO CHANGE & AVAILABILITY PLUS SHIPPING | VOLUME DISCOUNTS AVAILABLE | COOPERATIVE PURCHASING CONTRACT PRICING FOR 50 STATES

BEAM CLAY®

Soft Touch™ Bases—C Series Convertible Bases

Packages

ORDER #	DESCRIPTION	IMAGES
C1500	3 - 15" bases 3 - convertible tees	
C150L	3 - 15" bases	
C140L	3 - 14" bases	
C15DBL**	1 - 15" convertible double first base 1 - convertible tee 1 - spike down disk 1 - 12" spike	
C15DBL-SET**	1 - 15" convertible double first base 2 - 15" bases 3 - convertible tees 1 - spike down disk 1 - 12" spike	
C1400	3 - 14" youth bases 3 - convertible tees	
C14DBL-SET**	1 - 15" convertible double first base 2 - 14" youth bases 3 - convertible tees 1 - spike down disk 1 - 12" spike	



**Note: Double first bases are not release style bases due to dual anchor system and only come in standard 15" size bases

Replacement Parts Soft Touch® Base Convertible Parts

ORDER #	DESCRIPTION	IMAGES	ORDER #	DESCRIPTION	IMAGES
C15	1 - 15" base 1 - convertible tee		PLUG	1 - universal anchor plug	
C15L	1 - 15" base		GSB	1 - 1" ground stake	
C14	1 - 14" youth base 1 - convertible tee		GSH	1 - 1½" ground sleeve	
C14L	1 - 14" youth base		DTL	1 - dig out tool	
C1415M	1 - convertible tee		SPIKE	1 - 12" spike	
C1415MS	3 - convertible tees		DISK	1 - spike down disk 1 - 12" spike	



Warning: Sliding into a base represents a clear danger. All players must be advised of this hazard and properly trained in sliding technique.

YOUR "ONE-STOP" SOURCE FOR AMERICA'S BASEBALL, SOFTBALL & SPORTS SURFACES & SUPPLIES!

PRICES SUBJECT TO CHANGE & AVAILABILITY PLUS SHIPPING | VOLUME DISCOUNTS AVAILABLE | COOPERATIVE PURCHASING CONTRACT PRICING FOR 50 STATES

BEAM CLAY®

Soft Touch™ Bases—S Series Spike Down Bases



S Series Spike Down Bases

Soft Touch “Progressive Release” bases are molded from durable cut resistant polyurethane. Made in the USA, all of our bases are designed to flex and absorb energy as a player slides into the base. In the case of uncontrolled slides, the “Progressive Release” action allows the base to flex until enough force is applied to “pop” the base free from the mount, unlike any stationary base. Over the years, Soft Touch® “Progressive Release” bases have been proven in play to out-perform standard bases. Soft Touch® bases are fully warranted against failure due to defective materials for one year.

Product Information

No mounting system? Not a problem! Soft Touch Spike Down bases are specifically created for teams, leagues and facilities that do not have a mounting system in place. With the unique spike down feature, game-time installation and removal is a breeze. These bases are also ideal for practice or an impromptu game in any grassy area. The exclusive “Progressive Release” technology provides unmatched safety for players.

MADE IN THE USA

14” bases comply w/ Little League Rule 1.06

Warning: Sliding into a base represents a clear danger. All players must be advised of this hazard and properly trained in sliding technique.



15” Base with spike down tee and spikes
 Soft Touch Order #: S15



15” double first base, mounting tee, spike down disk and spikes
 Soft Touch Order #: S15DBL

With the Soft Touch® Double First Base, both fielder and runner have their own base, to reduce the chance of collision.



15” base
 Soft Touch Order #: S15L

YOUR “ONE-STOP” SOURCE FOR AMERICA’S BASEBALL, SOFTBALL & SPORTS SURFACES & SUPPLIES!

PRICES SUBJECT TO CHANGE & AVAILABILITY PLUS SHIPPING | VOLUME DISCOUNTS AVAILABLE | COOPERATIVE PURCHASING CONTRACT PRICING FOR 50 STATES

BEAM CLAY®

Soft Touch™ Bases—S Series Spike Down Bases

Packages

ORDER #	DESCRIPTION	IMAGES
S1500	3 - 15" bases 3 - mounting tees 9 - 12" spikes	
S150L	3 - 15" bases	
S140L	3 - 14" bases	
S15DBL**	1 - 15" double first base 1 - mounting tee 1 - spike down disk 4 - 12" spikes	
S15DBL-SET**	1 - 15" double first base 2 - 15" bases 3 - mounting tees 1 - spike down disk 10 - 12" spikes	
S1400	3 - 14" youth bases 3 - mounting tees 9 - 12" spikes	
S14DBL-SET**	1 - 15" double first base 2 - 14" youth bases 3 - mounting tees 1 - spike down disk 10 - 12" spikes	



**Note: Double first bases are not release style bases due to dual anchor system and only come in standard 15" size bases

Replacement Parts Soft Touch® Base Spike Down Parts

ORDER #	DESCRIPTION	IMAGES
S15	1 - 15" base 1 - mounting tee 3 - 12" spikes	
S15L	1 - 15" base	
S14	1 - 14" youth base 1 - mounting tee 3 - 12" spikes	
S14L	1 - 14" youth base	
S1415M	1 - mounting tee 3 - 12" spikes	



ORDER #	DESCRIPTION	IMAGES
SPIKE	1 - 12" spike	
DISK	1 - spike down disk 1 - 12" spike	
S1415MS	3 - mounting tees 9 - 12" spikes	

YOUR "ONE-STOP" SOURCE FOR AMERICA'S BASEBALL, SOFTBALL & SPORTS SURFACES & SUPPLIES!

PRICES SUBJECT TO CHANGE & AVAILABILITY PLUS SHIPPING | VOLUME DISCOUNTS AVAILABLE | COOPERATIVE PURCHASING CONTRACT PRICING FOR 50 STATES

BEAM CLAY®

Soft Touch™ Bases—IN Series Indoor Bases



IN Series Indoor Bases

Practice year round with Soft Touch® Indoor Bases! The revolutionary suction cup mounting system applies to any smooth practice surface, providing Soft Touch quality and safety without the hassle of seasonal weather. In the case of a textured surface a friction pad is included. These bases allow teams to conveniently practice indoors during inclement weather.

Soft Touch® bases have been proven in play to out-perform standard bases and they are fully warranted against failure due to defective materials for one full year.



15" base with indoor mounting tee
 Soft Touch Order #: IN15

ORDER NUMBER	DESCRIPTION	IMAGES
IN1400	3 - 14" bases 3 - indoor mounting tees 3 - friction pads	
IN14	1 - 14" indoor base 1 - indoor mounting tee 1 - friction pad	
IN1415MS	3 - indoor mounting tees 3 - friction pads	
INFP	1 - friction pad	
IN1500	3 - 15" bases 3 - indoor mounting tees 3 - friction pads	
IN15	1 - 15" indoor base 1 - indoor mounting tee 1 - friction pad	
IN1415M	1 - indoor mounting tees 1 - friction pad	

MADE IN THE USA

Warning: Sliding into a base represents a clear danger. All players must be advised of this hazard and properly trained in sliding technique.

YOUR "ONE-STOP" SOURCE FOR AMERICA'S BASEBALL, SOFTBALL & SPORTS SURFACES & SUPPLIES!

PRICES SUBJECT TO CHANGE & AVAILABILITY PLUS SHIPPING | VOLUME DISCOUNTS AVAILABLE | COOPERATIVE PURCHASING CONTRACT PRICING FOR 50 STATES

BEAM CLAY®

Soft Touch™ Bases—IN Series Indoor Bases



T Series Soft Touch® for Turf

Soft Touch® bases are molded from durable cut resistant polyurethane. Made in the USA. Soft Touch® bases have been proven in play to out-perform standard bases and are fully warranted against failure due to defective materials for one full year.

Product Information

Soft Touch® for Turf is designed for use on synthetic playing fields with a turf depth of 1". Our unique design requires no mounting system and sits securely on the synthetic turf. Easy to install, Soft Touch® for Turf can remain in-ground year round or set up for game-time.

(Please note: These bases are not for use on carpet style turf)



15" x 15" x 2½"
 Soft Touch® Order #: T15



Soft Touch® Order #: THP



Soft Touch® Order #: TPR

ORDER NUMBER	DESCRIPTION	IMAGES
T1500	3 - 15" bases	
T15	1 - 15" base	
T15 - Orange	1 - 15" base	
THP	1 - Home Plate	
TPR	1 - Pitching Rubber	

MADE IN THE USA

Warning: Sliding into a base represents a clear danger. All players must be advised of this hazard and properly trained in sliding technique.

YOUR "ONE-STOP" SOURCE FOR AMERICA'S BASEBALL, SOFTBALL & SPORTS SURFACES & SUPPLIES!

PRICES SUBJECT TO CHANGE & AVAILABILITY PLUS SHIPPING | VOLUME DISCOUNTS AVAILABLE | COOPERATIVE PURCHASING CONTRACT PRICING FOR 50 STATES

BEAM CLAY®**Soft Touch™ Bases—“A” Series Premium In-Ground Mount Bases Installation Instructions****Soft Touch® “A” Series-Premium In-Ground Mount Bases Installation Instructions**

These instructions should be read thoroughly before installation. If there are questions concerning the installation or use of these bases, consult Soft Touch® Bases before using them.

The patented Soft Touch® base is designed for easy installation and maintenance. It is designed to flex and absorb energy as a player slides into the base. A forceful slide applied to the base will disengage it from the mount, to be replaced easily after disengagement.

Ground Mount Cement Installation:

(NOTE: This is the recommended installation method.)

- Step 1:** Make sure site is level.
- Step 2:** Place the base upside down in the proper location (square to the base line for 1st base). Mark the outline of the base on the ground. (See Fig. 1)
- Step 3:** Excavate a 10" x 10" square in the center of the base outline for the ground receptacle and cement.
- Step 4:** Place cement around the sides and bottom of the hole so that the flange fits one inch below the playing surface. Cement should be lapped slightly over the corner braces only in the bottom. The center of the receptacle should have no cement installed and should be left open for drainage. Taper the cement 3" from the top of the flange at a 45° angle. (See Fig. 2)
- Step 5:** After the cement has dried, level and tamp the ground around the top of the receptacle to insure that the base will lay flat and level and that the flange is at the correct depth of one inch from the playing surface.

(To speed the installation process the mounts can be encased in cement off site and allowed to dry before installation)

FOR MAXIMUM STABILITY, THE UNDERSIDE OF THE BASE SHOULD MAKE FULL CONTACT WITH THE GROUND AT ALL TIMES WITH NO VOIDS OR HOLLOWES.

Ground Mount Dirt Installation: (NOTE: It is recommended that the ground receptacle be cemented in place.)

- Step 1:** Follow steps 1 and 2 above for cement installation.
- Step 2:** Excavate an 8" x 8" square in the center of the base outline for the ground receptacle.
- Step 3:** Place the ground receptacle in the hole with the flange of the mount one inch below the playing surface. Pack and tamp the dirt around the sides and bottom of receptacle. The final installation depth should be one inch below ground level.

FOR MAXIMUM STABILITY, THE UNDERSIDE OF THE BASE SHOULD MAKE FULL CONTACT WITH THE GROUND AT ALL TIMES WITH NO VOIDS OR HOLLOWES.

CAUTION

The flange of the ground receptacle should not be less than one inch below the playing surface at any time to insure that players will not make contact with it.



Rev. 10/19/17

YOUR “ONE-STOP” SOURCE FOR AMERICA’S BASEBALL, SOFTBALL & SPORTS SURFACES & SUPPLIES!

PRICES SUBJECT TO CHANGE & AVAILABILITY PLUS SHIPPING | VOLUME DISCOUNTS AVAILABLE | COOPERATIVE PURCHASING CONTRACT PRICING FOR 50 STATES

BEAM CLAY®

Soft Touch™ Bases—"A" Series Premium In-Ground Mount Bases Installation Instructions

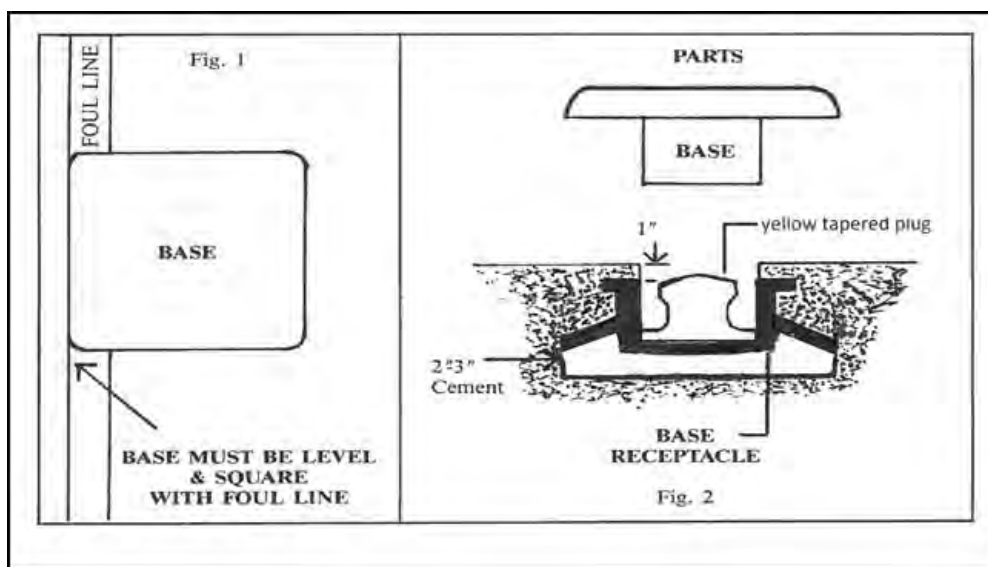
Soft Touch® "A" Series-Premium In-Ground Mount Bases Installation Instructions *continued***Tapered Yellow Plug**

The yellow plug is to be used inside each ground receptacle during play. Placing widest part in first, firmly push yellow plug into ground receptacle until properly seated. Bases will then fit over the top of the yellow plugs. When a base releases from the ground receptacle, this plug will prevent a player from stepping into an open hole.

When the base has been dislodged it can be replaced quickly and easily. Before replacement, the ground should be leveled out to eliminate any buildup of dirt under the base and any dirt in the receptacle should be removed to insure that the base will sit fully supported by the ground and level. *Optional:* Heavy duty drag plugs can be purchased for dragging the field and filling the receptacle when the bases are not in use.

PLEASE NOTE

If the base releases easily or releases too frequently, check the distance from the flange top to the playing surface. The distance should be one inch. The deeper the receptacle is buried, the easier the base will pop out of the ground mount. Remember, the base should always lay flat with full ground support on the underside. Dirt will sometimes build up during play, increasing the depth at which the ground mount is buried. It is important that a proper and regular maintenance program be followed to insure that the bases will lay flat and level on the field and perform as intended.

**Warranty**

Soft Touch® bases are warranted against defects in materials and workmanship when used in a usual and customary manner for one year (defined as a regular season of normal length for softball or baseball). Warranty is void if any changes are made to the original mounting system or not installed as per installation instructions. **Proof of purchase is required in the form of dealer PO number, invoice number, or any other documentation that will verify when products were purchased.** Normal wear and tear is excluded from coverage. **Pictures of defective merchandise are required** and the Manufacturer may request that merchandise be returned before any warranty adjustment will be made. The liability of the Manufacturer for a warranty is limited to either a refund of the purchase or replacement of the defective product.

Disclaimer

Be advised that sliding into a baseball/softball base may cause serious and permanent injury. No base, however constructed or designed, can prevent all injuries and the Soft Touch® base is no exception. The Manufacturer advises that deviation from installation instructions, failure to properly install and maintain bases, and failure to properly groom playing surfaces around bases and home plate area, could increase the risk of injury to players. Under no circumstances should these bases or base anchors be modified, altered, tampered with, or used when they are damaged, as serious injury may occur. Buyer is responsible for furnishing proper installation instructions to the purchaser.

Rev. 10/19/17

YOUR "ONE-STOP" SOURCE FOR AMERICA'S BASEBALL, SOFTBALL & SPORTS SURFACES & SUPPLIES!

PRICES SUBJECT TO CHANGE & AVAILABILITY PLUS SHIPPING | VOLUME DISCOUNTS AVAILABLE | COOPERATIVE PURCHASING CONTRACT PRICING FOR 50 STATES

BEAM CLAY®**Soft Touch™ Bases—“A” Series Premium In-Ground Mount Bases Installation Instructions****Soft Touch® A Series –A15DBL Installation Instructions**

These instructions should be read thoroughly before installation. If there are questions concerning the installation or use of these bases, consult Soft Touch® Bases before using them.

The Soft Touch® Double First Base with Soft Touch® In-ground mount, disk, and spike has been designed to alleviate the problems of installation and misalignment with regular double stem bases and ground mounts. **Although the double first base uses the patented disk anchor from the Soft Touch® base system, the base is not designed as a release or pop-off style base.**

PLEASE NOTE

The Soft Touch Double First Base is not a "progressive release" or "pop-off" style base due to the dual anchor system and should not be used in that way.

Ground Mount Cement Installation: (NOTE: This is the recommended installation method.)

- Step 1: Make sure site is level.
- Step 2: Place the base upside down in the proper location (square to the base line for 1st base). Mark the outline of the base on the ground. (See Fig. 1)
- Step 3: Excavate a 10" x 10" square in the center of the base outline for the ground receptacle and cement.
- Step 4: Place cement around the sides and bottom of the hole so that the flange fits one inch below the playing surface. Cement should be lapped slightly over the corner braces only in the bottom. The center of the receptacle should have no cement installed and should be left open for drainage. Taper the cement 3" from the top of the flange at a 45° angle. (See Fig. 2)
- Step 5: After the cement has dried, level and tamp the ground around the top of the receptacle to insure that the base will lay flat and level and that the flange is at the correct depth of one inch from the playing surface. (To speed the installation process the mounts can be encased in cement off site and allowed to dry before installation)

FOR MAXIMUM STABILITY, THE UNDERSIDE OF THE BASE SHOULD MAKE FULL CONTACT WITH THE GROUND AT ALL TIMES WITH NO VOIDS OR HOLLOWES.

Ground Mount Dirt Installation: (NOTE: It is recommended that the ground receptacle be cemented in place.)

- Step 1: Follow steps 1 and 2 above for cement installation.
- Step 2: Excavate an 8" x 8" square in the center of the base outline for the ground receptacle.
- Step 3: Place the ground receptacle in the hole with the flange of the mount one inch below the playing surface. Pack and tamp the dirt around the sides and bottom of receptacle. The final installation depth should be one inch below ground level.

FOR MAXIMUM STABILITY, THE UNDERSIDE OF THE BASE SHOULD MAKE FULL CONTACT WITH THE GROUND AT ALL TIMES WITH NO VOIDS OR HOLLOWES.

CAUTION

The flange of the ground receptacle should not be less than one inch below the playing surface at any time to insure that players will not make contact with it.

Rev. 10/19/17

YOUR “ONE-STOP” SOURCE FOR AMERICA’S BASEBALL, SOFTBALL & SPORTS SURFACES & SUPPLIES!

PRICES SUBJECT TO CHANGE & AVAILABILITY PLUS SHIPPING | VOLUME DISCOUNTS AVAILABLE | COOPERATIVE PURCHASING CONTRACT PRICING FOR 50 STATES

BEAM CLAY®

Soft Touch™ Bases—“A” Series Premium In-Ground Mount Bases Installation Instructions

Soft Touch® A Series –A15DBL Installation Instructions *continued*

Tapered Yellow Plug

The yellow plug is to be used inside each ground receptacle *during* play. Placing widest part in first, firmly push yellow plug into ground receptacle until properly seated. Bases will then fit over the top of the yellow plugs. When a base releases from the ground receptacle, this plug will prevent a player from stepping into an open hole.

Mounting for Orange Base with disk:

- Step 1: The orange portion of the base should be in the foul territory. Press down the orange cover to make an impression of the bottom of the base on the ground. Pick up the double base. Place the disk in the center square over the ground impression with the washer facing up. Drive the spike through the hole in center of the disk until the head of the spike rests on the washer. Manufacturer advises that this position for the disk is the **only** position that should be used for all play.
- Step 2: Align the recess in the base cover with the installed ground disk. The ground below the base cover should be flat and level with no hollows, depressions or soil buildup.
- Step 3: Step on the cover until it completely snaps over the ground disk and the base lays flat on the ground.

Removal

To remove the cover from the disk, grasp the base and pull upward. The cover will release from the disk. To remove the disk from the ground use a flat bar to pry up on the underside of the disk near the spike. **Do not pull up on the disk with the spike still in place.** This may cause the disk to tear around the holes or pull the spike through and thereby void the warranty.

It is important that a proper and regular maintenance program be followed to insure that the bases will lay flat and level on the field and will perform as intended.

Warranty

Soft Touch® bases are warranted against defects in materials and workmanship when used in a usual and customary manner for one year (defined as a regular season of normal length for softball or baseball). Warranty is void if any changes are made to the original mounting system or not installed as per installation instructions. **Proof of purchase is required in the form of dealer PO number, Invoice number, or any other documentation that will verify when products were purchased.** Normal wear and tear is excluded from coverage. **Pictures of defective merchandise are required** and the Manufacturer may request that merchandise be returned before any warranty adjustment will be made. The liability of the Manufacturer for a warranty is limited to either a refund of the purchase or replacement of the defective product.

Disclaimer

Be advised that sliding into a baseball/softball base may cause serious and permanent injury. No base, however constructed or designed, can prevent all injuries and the Soft Touch® base is no exception. The Manufacturer advises that deviation from installation instructions or failure to properly install and maintain bases and to properly groom playing surfaces around bases and home plate area could increase the risk of injury to players. Under no circumstances should these bases or base anchors be modified, altered, tampered with, or used when they are damaged, as serious injury may occur. Buyer is responsible for furnishing proper installation instructions to the purchaser.

YOUR “ONE-STOP” SOURCE FOR AMERICA’S BASEBALL, SOFTBALL & SPORTS SURFACES & SUPPLIES!

PRICES SUBJECT TO CHANGE & AVAILABILITY PLUS SHIPPING | VOLUME DISCOUNTS AVAILABLE | COOPERATIVE PURCHASING CONTRACT PRICING FOR 50 STATES

BEAM CLAY®**Soft Touch™ Bases—"S" Series Spike Down Bases Installation Instructions****"S" Series - Spike Down Bases Installation Instructions**

These instructions should be read thoroughly before installation. If there are questions concerning the installation or use of these bases, consult Soft Touch® Bases before using them. It is important that a regular maintenance program be followed to insure the bases will lay flat and level on the field and perform as needed.

The patented Soft Touch® base is designed for easy installation, replacement, and removal from playing fields. It is designed to flex and absorb energy as a player slides into the base. A forceful slide applied to the base will disengage it from the mount, to be replaced easily after disengagement.

Step 1: Make sure site is level. Measure and mark the proper location for each base. Place the base cover in proper position with the arrow in the corner of the cover pointing toward the pitcher's mound. Remove the cover and an impression of the underside of the base will be outlined in the dirt.

Step 2: Place the spike tee over the ground impression with the arrow pointing toward the pitcher's mound. Drive the three spikes through the holes in the outer edges of the tee until the heads of the spikes are below the top of the tee. **Note:** Manufacturer advises that pointing the arrow toward the pitcher's mound is the **only** position that should be used for all play.

Step 3: Align the recess in the base cover with the installed spike tee. The ground below the base cover should be flat and level with no hollows, depressions, or buildup under the base.

Step 4: Step on the cover until it completely snaps over the tee and lays flat on the ground. The ground below the base cover should be flat and level with no hollows, depressions, or buildup under the base.

To remove the tee from the ground use a flat bar to pry up on the underside of the tee near the spikes. **Do not pull up on the tee with the spikes still in place.** This may cause the tee to tear around the holes or pull the spikes through and thereby void the warranty.

Replacement of cover: To replace the base cover after disengagement, smooth dirt around the tee and below the area of the base cover to insure a flat level surface. Shake out any dirt that may be lodged in the underside of the cover. Replace cover and step down on it until it snaps into place.


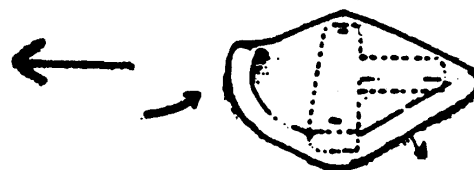
Warranty

Soft Touch® bases are warranted against defects in materials and workmanship when used in a usual and customary manner for one year (defined as a regular season of normal length for softball or baseball). Warranty is void if any changes are made to the original mounting system or not installed as per installation instructions. **Proof of purchase is required in the form of dealer PO number, invoice number, or any other documentation that will verify when products were purchased.** Normal wear and tear is excluded from coverage. **Pictures of defective merchandise are required** and the Manufacturer may request that merchandise be returned before any warranty adjustment will be made. The liability of the Manufacturer for a warranty is limited to either a refund of the purchase or replacement of the defective product.

Disclaimer

Be advised that sliding into a baseball/softball base may cause serious and permanent injury. No base, however constructed or designed, can prevent all injuries and the Soft Touch® base is no exception. The Manufacturer advises that deviation from installation instructions, failure to properly install and maintain bases, and failure to properly groom playing surfaces around bases and home plate area, could increase the risk of injury to players. Under no circumstances should these bases or base anchors be modified, altered, tampered with, or used when they are damaged, as serious injury may occur. Buyer is responsible for furnishing proper installation instructions to the purchaser.

Rev. 10/19/17

YOUR "ONE-STOP" SOURCE FOR AMERICA'S BASEBALL, SOFTBALL & SPORTS SURFACES & SUPPLIES!Pitcher's
Mound

PRICES SUBJECT TO CHANGE & AVAILABILITY PLUS SHIPPING | VOLUME DISCOUNTS AVAILABLE | COOPERATIVE PURCHASING CONTRACT PRICING FOR 50 STATES

BEAM CLAY®

Soft Touch™ Bases - "S" Series S15DBL Installation Instructions

"S" Series - S15DBL Installation Instructions

These instructions should be read thoroughly before installation. If there are questions concerning the installation or use of these bases, consult Soft Touch® Bases before using them. It is important that a regular maintenance program be followed to insure the bases will lay flat and level on the field and perform as needed.

The Soft Touch® Double First Base with a spike down tee, disk, and spikes has been designed to alleviate the problems of installation and misalignment with regular double stem bases and ground mounts. **Although the double first base uses the patented disk anchor from the Soft Touch® base system, the base is not designed as a release or pop-off style base.**



PLEASE NOTE The Soft Touch Double First Base is not a "progressive release" or "pop-off" style base due to the dual anchor system and should not be used in that way.

- Step 1: Make sure site is level. Place the double first base on the ground, square to the baseline for 1st base. The orange side should be in foul territory. This will create an impression of the base in the ground.
- Step 2: Place the spike tee over the ground impression of the white side of the base with the arrow pointing toward the pitcher's mound. Drive the three spikes through the holes in the outer edges of the tee until the heads of the spikes are below the top of the tee.
Note: Manufacturer advises that pointing the arrow toward the pitcher's mound is the only position that should be used for all play.
- Step 3: Place the disk in the center of the ground impression on the orange side with the washer facing up. Drive the spike through the hole in the center of the disk until the head of the spike rests on the washer.
- Step 4: Align the recess in the base cover with the installed spike tee and disk. The ground below the base cover should be flat and level with no hollows, depressions, or buildup under the base.
- Step 5: Step on the cover until it completely snaps over the tee and lays flat on the ground. The ground below the base cover should be flat and level with no hollows, depressions, or buildup under the base.

Removal

To remove the cover from the ground, grasp the base and pull upward. The cover will release from the disk and tee. To remove the tee and disk from the ground use a flat bar to pry up on the underside of the tee and disk near the spikes. Do **not pull up on the tee or disk with the spikes still in place.** This may cause the tee or disk to tear around the holes or pull the spikes through and thereby void the warranty.

Warranty

Soft Touch® bases are warranted against defects in materials and workmanship when used in a usual and customary manner for one year (defined as a regular season of normal length for softball or baseball). Warranty is void if any changes are made to the original mounting system or not installed as per installation instructions. **Proof of purchase is required in the form of dealer PO number, Invoice number, or any other documentation that will verify when products were purchased.** Normal wear and tear is excluded from coverage. b and the Manufacturer may request that merchandise be returned before any warranty adjustment will be made. The liability of the Manufacturer for a warranty is limited to either a refund of the purchase or replacement of the defective product.

Disclaimer

Be advised that sliding into a baseball/softball base may cause serious and permanent injury. No base, however constructed or designed, can prevent all injuries and the Soft Touch® base is no exception. The Manufacturer advises that deviation from installation instructions or failure to properly install and maintain bases and to properly groom playing surfaces around bases and home plate area could increase the risk of injury to players. Under no circumstances should these bases or base anchors be modified, altered, tampered with, or used when they are damaged, as serious injury may occur. Buyer is responsible for furnishing proper installation instructions to the purchaser.

Rev. 10/19/17

YOUR "ONE-STOP" SOURCE FOR AMERICA'S BASEBALL, SOFTBALL & SPORTS SURFACES & SUPPLIES!

PRICES SUBJECT TO CHANGE & AVAILABILITY PLUS SHIPPING | VOLUME DISCOUNTS AVAILABLE | COOPERATIVE PURCHASING CONTRACT PRICING FOR 50 STATES

BEAM CLAY®

Soft Touch™ Bases—"C" Series Convertible Bases Installation Instructions

"C" Series - Convertible Bases Installation Instructions

These instructions should be read thoroughly before installation. If there are questions concerning the installation or use of these bases, consult Soft Touch® Bases before using them. It is important that a regular maintenance program be followed to insure the bases will lay flat and level on the field and perform as needed.

The patented Soft Touch® base is designed for easy installation, replacement, and maintenance. It is designed to flex and absorb energy as a player slides into the base. A forceful slide applied to the base will disengage it from the mount, to be replaced easily after disengagement.

The Soft Touch® Convertible Tee will fit any existing 1" ground anchor stem or 1 1/2" ground anchor sleeve.

Installing ground anchors: (If you already have 1" or 1 1/2" ground anchors in your field proceed to Step 5)

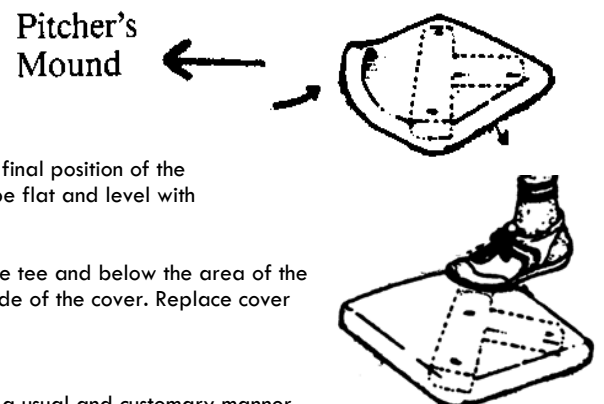
- Step 1: Build a form for the 1" or 1 1/2" anchor of your choice. Center the anchor and fill form with concrete.
- Step 2: Make sure site is level. Measure and mark the proper location for each base and excavate a hole.
- Step 3: Place and level the anchors. The top of the ground anchor should be 1" below the playing surface. The ground tee will be at a 45° angle to the base line and level with the ground at the final installation.
- Step 4: Bury the anchor adding soil a couple of inches at a time compacting thoroughly. The stem of the tee should not make contact with any concrete of the ground anchor and should lay flat on the ground. The tee should be fully supported at all points of the playing field.
- Step 5: Place the tee in the ground anchor with the longest part of the tee facing away from the pitcher's mound.
- Step 6: Align the recess in the base cover with the tee. The arrow on the base should be pointing toward the pitcher's mound. Manufacturer advises that pointing the arrow towards the pitcher's mound is the only position that should be used for all play.
- Step 7: Step on cover until it completely snaps over the tee and lays flat on the ground. The final position of the base should be square with the base line. The ground below the base cover should be flat and level with no hollows, depressions, or buildup under the base.

Replacement of cover: To replace the base cover after disengagement, smooth dirt around the tee and below the area of the base cover to insure a flat level surface. Shake out any dirt that may be lodged in the underside of the cover. Replace cover and step down on it until it snaps into place.

Warranty
Soft Touch® bases are warranted against defects in materials and workmanship when used in a usual and customary manner for one year (defined as a regular season of normal length for softball or baseball). Warranty is void if any changes are made to the original mounting system or not installed as per installation instructions. **Proof of purchase is required in the form of dealer PO number, invoice number, or any other documentation that will verify when products were purchased.** Normal wear and tear is excluded from coverage. **Pictures of defective merchandise are required** and the Manufacturer may request that merchandise be returned before any warranty adjustment will be made. The liability of the Manufacturer for a warranty is limited to either a refund of the purchase or replacement of the defective product.

Disclaimer

Be advised that sliding into a baseball/softball base may cause serious and permanent injury. No base, however constructed or designed, can prevent all injuries and the Soft Touch® base is no exception. The Manufacturer advises that deviation from installation instructions, failure to properly install and maintain bases, and failure to properly groom playing surfaces around bases and home plate area, could increase the risk of injury to players. Under no circumstances should these bases or base anchors be modified, altered, tampered with, or used when they are damaged, as serious injury may occur. Buyer is responsible for furnishing proper installation instructions to the purchaser.



Rev. 10/19/17

YOUR "ONE-STOP" SOURCE FOR AMERICA'S BASEBALL, SOFTBALL & SPORTS SURFACES & SUPPLIES!

PRICES SUBJECT TO CHANGE & AVAILABILITY PLUS SHIPPING | VOLUME DISCOUNTS AVAILABLE | COOPERATIVE PURCHASING CONTRACT PRICING FOR 50 STATES

PARTAC PEAT CORPORATION
ONE KELSEY PARK, GREAT MEADOWS, NEW JERSEY 07838

800-247-BEAM (2326) • (908) 637-4191 • FAX (908) 637-8421
www.beamclay.com • sales@beamclay.com
Bid Term - 5/9/18 - 5/8/20; Extended to 5/8/21; Extended to 5/8/22

BEAM CLAY®**Soft Touch™ Bases—"C" Series Convertible Bases Installation Instructions****"C" Series - C15DBL Installation Instructions**

These instructions should be read thoroughly before installation. If there are questions concerning the installation or use of these bases, consult Soft Touch® Bases before using them. It is important that a regular maintenance program be followed to insure the bases will lay flat and level on the field and perform as needed.

The Soft Touch® Double First Base with a convertible tee, disk, and spike has been designed to alleviate the problems of installation and misalignment with regular double stem bases and ground mounts. Although the double first base uses the patented disk anchor from the Soft Touch® base system, the base is not designed as a release or pop-off style base.

PLEASE NOTE

The Soft Touch Double First Base is not a "progressive release" or "pop-off" style base due to the dual anchor system and should not be used in that way.

The Soft Touch® Convertible Tee will fit any existing 1" ground anchor stem or 1½" ground anchor sleeve.

Installing ground anchors: (If you already have 1" or 1½" ground anchors in your field proceed to Step 5)

Step 1: Build a form for the 1" or 1½" anchor of your choice. Center the anchor and fill form with concrete.

Step 2: Measure and mark the proper location for each base and excavate a hole.

Step 3: Place and level the anchors. The top of the ground anchor should be 1" below the playing surface. The ground tee will be at a 45° angle to the base line and level with the ground at the final installation.

Step 4: Bury the anchor adding soil a couple of inches at a time compacting thoroughly. The stem of the tee should not make contact with any concrete of the ground anchor and should lay flat on the ground. The tee should be fully supported at all points of the playing field.

Step 5: Place the tee in the ground anchor with the longest part of the tee facing away from the pitcher's mound.

Step 6: Align the white side of the double first base with the tee. The base should be square to the baseline for first base and orange side should be in foul territory. Press down on the orange cover to make an impression of the bottom of the base in the ground. Pick up the base. Place the disk in the center of the ground impression with the washer facing up. Drive the spike through the hole in the center of the disk until the head of the spike rests on the washer.

Step 7: Step on cover until it completely snaps over the tee and lays flat on the ground. The ground below the base cover should be flat and level with no hollows, depressions, or buildup under the base.

Removal

To remove the cover from the ground, grasp the base and pull upward. The cover will release from the disk and tee. To remove the disk from the ground use a flat bar to pry up on the underside of the disk near the spike. **Do not pull up on the disk with the spike still in place.** This may cause the disk to tear around the holes or pull the spike through and thereby void the warranty.

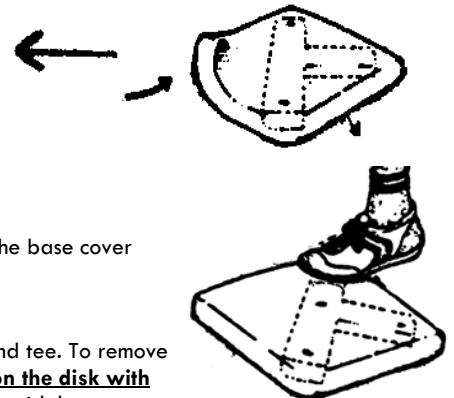
Warranty

Soft Touch® bases are warranted against defects in materials and workmanship when used in a usual and customary manner for one year (defined as a regular season of normal length for softball or baseball). Warranty is void if any changes are made to the original mounting system or not installed as per installation instructions. **Proof of purchase is required in the form of dealer PO number, invoice number, or any other documentation that will verify when products were purchased.** Normal wear and tear is excluded from coverage. **Pictures of defective merchandise are required** and the Manufacturer may request that merchandise be returned before any warranty adjustment will be made. The liability of the Manufacturer for a warranty is limited to either a refund of the purchase or replacement of the defective product.

Disclaimer

Be advised that sliding into a baseball/softball base may cause serious and permanent injury. No base, however constructed or designed, can prevent all injuries and the Soft Touch® base is no exception. The Manufacturer advises that deviation from installation instructions or failure to properly install and maintain bases and to properly groom playing surfaces around bases and home plate area could increase the risk of injury to players. Under no circumstances should these bases or base anchors be modified, altered, tampered with, or used when they are damaged, as serious injury may occur. Buyer is responsible for furnishing proper installation instructions to the purchaser.

Pitcher's
Mound



Rev. 10/19/17

YOUR "ONE-STOP" SOURCE FOR AMERICA'S BASEBALL, SOFTBALL & SPORTS SURFACES & SUPPLIES!

PRICES SUBJECT TO CHANGE & AVAILABILITY PLUS SHIPPING | VOLUME DISCOUNTS AVAILABLE | COOPERATIVE PURCHASING CONTRACT PRICING FOR 50 STATES

PARTAC PEAT CORPORATION
ONE KELSEY PARK, GREAT MEADOWS, NEW JERSEY 07838

800-247-BEAM (2326) • (908) 637-4191 • FAX (908) 637-8421
www.beamclay.com • sales@beamclay.com
Bid Term - 5/9/18 - 5/8/20; Extended to 5/8/21; Extended to 5/8/22

BEAM CLAY®

Soft Touch™ Bases - "IN" Series Indoor Bases Installation Instructions

"IN" Series - Indoor Bases Installation Instructions

These instructions should be read thoroughly before installation. If there are questions concerning the installation or use of these bases, consult Soft Touch® Bases before using them.

The Soft Touch® Indoor Base has been designed to allow for practice year round with the same intensity and safety as outdoor play. The suction cup mounting system applies to any smooth practice surface.

Step 1: Wipe the surface with a clean cloth, removing dirt and dust from the area where the base will be placed. The base will work best on a smooth seamless surface.
IMPORTANT: Be sure vacuum tee will hold firmly to floor. A square friction pad has been provided for use on floor surfaces that do not have a smooth seamless surface. Wipe area, pad and suction cups and lay the pad in the proper location.

Step 2: Measure and mark the proper location for each base. Insert the tee into the under side of the base. Place the base cover in the proper position with the arrow in the corner pointing toward the pitcher's mound.

Note: Manufacturer advises that pointing the arrow toward the pitcher's mound is the only position that should be used for all play.

Step 3: Place the base cover with the vacuum cupped tee on the floor/pad. Step down on the base cover to create the vacuum needed to adhere the cups to the floor. Check the base to be sure the vacuum cups are holding the base in place. You are now ready for play.

Sliding into this base **IS NOT RECOMMENDED**.

Removal

To remove base from floor, pull base cover off of tee. Then remove the tee by pulling up one edge of vacuum cup until it releases.

It is IMPORTANT that the bases be checked before each use to be sure that the vacuum cups are holding the base in place.

Warranty

Soft Touch® bases are warranted against defects in materials and workmanship when used in a usual and customary manner for one year (defined as a regular season of normal length for softball or baseball). Warranty is void if any changes are made to the original mounting system or not installed as per installation instructions. **Proof of purchase is required in the form of dealer PO number, Invoice number, or any other documentation that will verify when products were purchased.** Normal wear and tear is excluded from coverage. **Pictures of defective merchandise are required** and the Manufacturer may request that merchandise be returned before any warranty adjustment will be made. The liability of the Manufacturer for a warranty is limited to either a refund of the purchase or replacement of the defective product.

Disclaimer

Be advised that sliding into a baseball/softball base may cause serious and permanent injury. No base, however constructed or designed, can prevent all injuries and the Soft Touch® base is no exception. The Manufacturer advises that deviation from installation instructions or failure to properly install and maintain bases and to properly groom playing surfaces around bases and home plate area could increase the risk of injury to players. Under no circumstances should these bases or base anchors be modified, altered, tampered with, or used when they are damaged, as serious injury may occur. Buyer is responsible for furnishing proper installation instructions to the purchaser.



Rev. 10/19/17

YOUR "ONE-STOP" SOURCE FOR AMERICA'S BASEBALL, SOFTBALL & SPORTS SURFACES & SUPPLIES!

PRICES SUBJECT TO CHANGE & AVAILABILITY PLUS SHIPPING | VOLUME DISCOUNTS AVAILABLE | COOPERATIVE PURCHASING CONTRACT PRICING FOR 50 STATES

PARTAC PEAT CORPORATION
ONE KELSEY PARK, GREAT MEADOWS, NEW JERSEY 07838

800-247-BEAM (2326) • (908) 637-4191 • FAX (908) 637-8421
www.beamclay.com • sales@beamclay.com
Bid Term - 5/9/18 - 5/8/20; Extended to 5/8/21; Extended to 5/8/22

BEAM CLAY®

Soft Touch™ Bases - "T" Series Turf Bases Installation Instructions

"T" Series - Turf Bases Installation Instructions

These instructions should be read thoroughly before installation. If there are questions concerning the installation or use of these bases, consult Soft Touch® Bases before using them.

The patented Soft Touch® base is designed for easy installation and maintenance. It is designed for use on synthetic playing fields.

The Soft Touch® for Turf is not a "progressive release" or "pop-off" style base. It is considered a "throw down" base. Also, it is not a stationary base.

Our unique design requires no mounting system and sits securely on the synthetic turf. Simply measure and mark the location for each base and place the base on the field. Easy to install, Soft Touch® for Turf can remain on the field year round or set up for game-time.

Warranty

Soft Touch® bases are warranted against defects in materials and workmanship when used in a usual and customary manner for one year (defined as a regular season of normal length for softball or baseball). Warranty is void if any changes are made to the original mounting system or not installed as per installation instructions. **Proof of purchase is required in the form of dealer PO number, Invoice number, or any other documentation that will verify when products were purchased.** Normal wear and tear is excluded from coverage. **Pictures of defective merchandise are required** and the Manufacturer may request that merchandise be returned before any warranty adjustment will be made. The liability of the Manufacturer for a warranty is limited to either a refund of the purchase or replacement of the defective product.

Disclaimer

Be advised that sliding into a baseball/softball base may cause serious and permanent injury. No base, however constructed or designed, can prevent all injuries and the Soft Touch® base is no exception. The Manufacturer advises that deviation from installation instructions, failure to properly install and maintain bases, and failure to properly groom playing surfaces around bases and home plate area, could increase the risk of injury to players. Under no circumstances should these bases or base anchors be modified, altered, tampered with, or used when they are damaged, as serious injury may occur. Buyer is responsible for furnishing proper installation instructions to the purchaser.



Rev. 10/19/17

YOUR "ONE-STOP" SOURCE FOR AMERICA'S BASEBALL, SOFTBALL & SPORTS SURFACES & SUPPLIES!

PRICES SUBJECT TO CHANGE & AVAILABILITY PLUS SHIPPING | VOLUME DISCOUNTS AVAILABLE | COOPERATIVE PURCHASING CONTRACT PRICING FOR 50 STATES

PARTAC PEAT CORPORATION
ONE KELSEY PARK, GREAT MEADOWS, NEW JERSEY 07838

800-247-BEAM (2326) • (908) 637-4191 • FAX (908) 637-8421
www.beamclay.com • sales@beamclay.com
Bid Term - 5/9/18 - 5/8/20; Extended to 5/8/21; Extended to 5/8/22

BEAM CLAY®

Soft Touch™ Bases



Breakaway Base Rule Goes Into Effect Soon

WILLIAMSPORT, Pa. (Oct. 3, 2006) – Local Little Leagues have until the 2008 season to install breakaway bases for all levels of play, if they have not already done so.

So now is the best time to get this important project done!

The new rule appeared in the 2006 baseball and softball rule books of Little League:

Rule 1.06: Beginning with the 2008 season, it will become mandatory that all leagues utilize bases that disengage their anchor. Leagues are encouraged to begin the process of implementing these types of base systems during the current season on all their fields so that the process is completed by the 2008 season.

Soft Touch™ Youth Bases are Little League Approved

YOUR “ONE-STOP” SOURCE FOR AMERICA’S BASEBALL, SOFTBALL & SPORTS SURFACES & SUPPLIES!

PRICES SUBJECT TO CHANGE & AVAILABILITY PLUS SHIPPING | VOLUME DISCOUNTS AVAILABLE | COOPERATIVE PURCHASING CONTRACT PRICING FOR 50 STATES

PARTAC PEAT CORPORATION
ONE KELSEY PARK, GREAT MEADOWS, NEW JERSEY 07838

800-247-BEAM (2326) • (908) 637-4191 • FAX (908) 637-8421
www.beamclay.com • sales@beamclay.com
Bid Term - 5/9/18 - 5/8/20; Extended to 5/8/21; Extended to 5/8/22

Partac Peat Corporation – Item Price Schedule
Athletic Equipment & Supplies BID# ESCNJ 17/18-31 Effective 5/9/2018 - 5/8/2022

Bidding Company Name:

Partac Peat Corporation

Catalog Name:

106D - Soft Touch Bases

No.	Product Category	Beam Clay Catalog Section #	Page#	Product Description	Manufacturer	Vendor SKU	Unit of Measure	Catalog List Price	Bid Discount Percentage	Discount Amt.	Net Effective Bid Price	Comments	No.
1	Baseball & Softball	106B	2	Soft Touch Progressive Release Bases "A" Series - A1500 3 - 15" Bases & Ground Mounts	Soft Touch Bases	A1500	Set of 3	\$ 450.000	5.0%	\$ 22.500	\$ 427.500	+ shipping - see freight notes	1
2	Baseball & Softball	106B	2	Soft Touch Progressive Release Bases "A" Series - Y1400 3 - 14" Youth Bases & Ground Mounts	Soft Touch Bases	Y1400	Set of 3	\$ 440.000	5.0%	\$ 22.000	\$ 418.000	+ shipping - see freight notes	2
3	Baseball & Softball	106B	2	Soft Touch Progressive Release Bases "A" Series - A150L 3 - 15" Bases Only	Soft Touch Bases	A150L	Set of 3	\$ 385.000	5.0%	\$ 19.250	\$ 365.750	+ shipping - see freight notes	3
4	Baseball & Softball	106B	2	Soft Touch Progressive Release Bases "A" Series - Y140L 3 - 14" Youth Bases Only	Soft Touch Bases	Y140L	Set of 3	\$ 375.000	5.0%	\$ 18.750	\$ 356.250	+ shipping - see freight notes	4
5	Baseball & Softball	106B	2	Soft Touch Progressive Release Bases "S" Series - S1500 3 - 15" Bases, Mounting Tees & Spikes	Soft Touch Bases	S1500	Set of 3	\$ 475.000	5.0%	\$ 23.750	\$ 451.250	+ shipping - see freight notes	5
6	Baseball & Softball	106B	2	Soft Touch Progressive Release Bases "S" Series - S1400 3 - 14" Youth Bases, Mounting Tees & Spikes	Soft Touch Bases	S1400	Set of 3	\$ 475.000	5.0%	\$ 23.750	\$ 451.250	+ shipping - see freight notes	6
7	Baseball & Softball	106B	2	Soft Touch Progressive Release Bases "S" Series - S150L 3 - 15" Bases - Covers Only	Soft Touch Bases	S150L	Set of 3	\$ 285.000	5.0%	\$ 14.250	\$ 270.750	+ shipping - see freight notes	7
8	Baseball & Softball	106B	2	Soft Touch Progressive Release Bases "S" Series - S140L 3 - 14" Youth Bases - Covers Only	Soft Touch Bases	S140L	Set of 3	\$ 275.000	5.0%	\$ 13.750	\$ 261.250	+ shipping - see freight notes	8
9	Baseball & Softball	106B	2	Soft Touch Progressive Release Bases "C" Series - C1500 3 - 15" Bases & Convertible Tees	Soft Touch Bases	C1500	Set of 3	\$ 465.000	5.0%	\$ 23.250	\$ 441.750	+ shipping - see freight notes	9
10	Baseball & Softball	106B	2	Soft Touch Progressive Release Bases "C" Series - C1400 3 - 14" Youth Bases & Convertible Tees	Soft Touch Bases	C1400	Set of 3	\$ 455.000	5.0%	\$ 22.750	\$ 432.250	+ shipping - see freight notes	10
11	Baseball & Softball	106B	2	Soft Touch Progressive Release Bases "C" Series - C150L 3 - 15" Bases - Covers Only	Soft Touch Bases	C150L	Set of 3	\$ 285.000	5.0%	\$ 14.250	\$ 270.750	+ shipping - see freight notes	11
12	Baseball & Softball	106B	2	Soft Touch Progressive Release Bases "C" Series - C140L 3 - 14" Youth Bases - Covers Only	Soft Touch Bases	C140L	Set of 3	\$ 275.000	5.0%	\$ 13.750	\$ 261.250	+ shipping - see freight notes	12
13	Baseball & Softball	106B	2	Soft Touch Progressive Release Bases "IN" Series - IN1500 - 3 - 15" Indoor Bases with Indoor Mounting & Friction Pads	Soft Touch Bases	IN1500	Set of 3	\$ 555.000	5.0%	\$ 27.750	\$ 527.250	+ shipping - see freight notes	13
14	Baseball & Softball	106B	2	Soft Touch Progressive Release Bases "IN" Series - IN1400 - 3 Youth 14" Indoor Bases with Indoor Mounting & Friction Pads	Soft Touch Bases	IN1400	Set of 3	\$ 555.000	5.0%	\$ 27.750	\$ 527.250	+ shipping - see freight notes	14
15	Baseball & Softball	106B	2	Soft Touch Progressive Release Bases "IN" Series - IN15 1 - 15" Indoor Bass with1 - Indoor Mounting & Friction Pad	Soft Touch Bases	IN15	Single	\$ 215.000	5.0%	\$ 10.750	\$ 204.250	+ shipping - see freight notes	15
16	Baseball & Softball	106B	2	Soft Touch Progressive Release Bases "IN" Series - IN14 1 - 14" Indoor Bass with1 - Indoor Mounting & Friction Pad	Soft Touch Bases	IN14	Single	\$ 215.000	5.0%	\$ 10.750	\$ 204.250	+ shipping - see freight notes	16
17	Baseball & Softball	106B	2	Soft Touch Progressive Release Bases "IN" Series - IN1415M - 1 Indoor Mounting Tee & Friction Pad	Soft Touch Bases	IN1415M	Single	\$ 165.000	5.0%	\$ 8.250	\$ 156.750	+ shipping - see freight notes	17
18	Baseball & Softball	106B	2	Soft Touch Progressive Release Bases "IN" Series - IN1415MS - 3 indoor Mounting Tees & Friction Pads	Soft Touch Bases	IN1415MS	SET OF 3	\$ 435.000	5.0%	\$ 21.750	\$ 413.250	+ shipping - see freight notes	18
19	Baseball & Softball	106B	2	Soft Touch Progressive Release Bases "IN" Series - INFP - 1 Indoor Friction Pad	Soft Touch Bases	INFP	Single	\$ 110.000	5.0%	\$ 5.500	\$ 104.500	+ shipping - see freight notes	19
20	Baseball & Softball	106B	2	Soft Touch Progressive Release Bases "T" Series - T1500 3 - 15" Bases for Turf	Soft Touch Bases	T1500	Set of 3	\$ 595.000	5.0%	\$ 29.750	\$ 565.250	+ shipping - see freight notes	20
21	Baseball & Softball	106B	2	Soft Touch Progressive Release Bases "T" Series - T15 1 - 15" Base for Turf	Soft Touch Bases	T15	Single	\$ 235.000	5.0%	\$ 11.750	\$ 223.250	+ shipping - see freight notes	21
22	Baseball & Softball	106B	2	Soft Touch Progressive Release Bases "T" Series - THP 1 - Home Plate for Turf	Soft Touch Bases	THP	Single	\$ 200.000	5.0%	\$ 10.000	\$ 190.000	+ shipping - see freight notes	22
23	Baseball & Softball	106B	2	Soft Touch Progressive Release Bases "T" Series - TPR 1 - 24" Pitching Rubber for Turf	Soft Touch Bases	TPR	Single	\$ 200.000	5.0%	\$ 10.000	\$ 190.000	+ shipping - see freight notes	23
24	Baseball & Softball	106B	2	Soft Touch Progressive Release Bases "T" Series - T15DBL-SET - 1 - 15" White Base for Turf and 1 - 15" Orange Base for Turf	Soft Touch Bases	T15DBL-SET	SET	\$ 475.000	5.0%	\$ 23.750	\$ 451.250	+ shipping - see freight notes	24
25	Baseball & Softball	106B	2	Soft Touch Progressive Release Bases "T" Series - T15-OR 1 - 15" Orange Base for Turf	Soft Touch Bases	T15-OR	Single	\$ 245.000	5.0%	\$ 12.250	\$ 232.750	+ shipping - see freight notes	25
26	Baseball & Softball	106B	2	Soft Touch Progressive Release Bases "T" Series - T1500LW 3 - 15" Bases for Turf - Lightweight	Soft Touch Bases	T1500LW	Set of 3	\$ 575.000	5.0%	\$ 28.750	\$ 546.250	+ shipping - see freight notes	26
27	Baseball & Softball	106B	2	Soft Touch Progressive Release Bases "T" Series - T15LW 1 - 15" Base for Turf - Lightweight	Soft Touch Bases	T15LW	Single	\$ 220.000	5.0%	\$ 11.000	\$ 209.000	+ shipping - see freight notes	27
28	Baseball & Softball	106B	2	Soft Touch Progressive Release Bases "T" Series - T15LW-DBL - 1 - 15" White Base for Turf Lightweight and 1 - 15" Orange Base for Turf Lightweight	Soft Touch Bases	T15LW-DBL	SET	\$ 435.000	5.0%	\$ 21.750	\$ 413.250	+ shipping - see freight notes	28
29	Baseball & Softball	106B	2	Soft Touch Progressive Release Bases "T" Series - T15LW-OR 1 - 15" Orange Base for Turf - Lightweight	Soft Touch Bases	T15LW-OR	Single	\$ 225.000	5.0%	\$ 11.250	\$ 213.750	+ shipping - see freight notes	29
30	Baseball & Softball	106B	3	Soft Touch Progressive Release Bases 15" DOUBLE FIRST ONLY with in-ground mount and disk with 12" spike #A15DBL	Soft Touch Bases	A15DBL	Single	\$ 310.000	5.0%	\$ 15.500	\$ 294.500	+ shipping - see freight notes	30
31	Baseball & Softball	106B	3	Soft Touch Progressive Release Bases DOUBLE FIRST SET - Set includes: Double 1st base, (2) single 15" bases for 2nd & 3rd, (3) 7" square ground mounts, & (1) 12" Spike. #A15DBL-SET	Soft Touch Bases	A15DBL-SET	Set of 3	\$ 595.000	5.0%	\$ 29.750	\$ 565.250	+ shipping - see freight notes	31
32	Baseball & Softball	106B	3	Soft Touch Progressive Release Bases Replacement 15" A Series Double First Base -W/O Mounting System A15DBL/NM	Soft Touch Bases	A15DBL/NM	Single	\$ 275.000	5.0%	\$ 13.750	\$ 261.250	+ shipping - see freight notes	32
33	Baseball & Softball	106B	3	Soft Touch Progressive Release Bases Replacement 15" A Series Double First Base Set -W/O Mounting System A15DBL-SET/NM	Soft Touch Bases	A15DBL-SET/NM	SET	\$ 535.000	5.0%	\$ 26.750	\$ 508.250	+ shipping - see freight notes	33
34	Baseball & Softball	106B	3	Soft Touch Progressive Release Bases STANDARD 15" DOUBLE FIRST BASE, 2nd & 3rd 14" youth bases, (3) 7" square ground mounts, & (1) 12" Spike. #Y14DBL-SET	Soft Touch Bases	Y14DBL-SET	Set of 3	\$ 595.000	5.0%	\$ 29.750	\$ 565.250	+ shipping - see freight notes	34
35	Baseball & Softball	106B	3	Soft Touch Progressive Release Bases Replacement Standard 15" Double First Base, 2nd & 3rd 14" youth bases - No Mounting System Y14DBL-SET/NM	Soft Touch Bases	Y14DBL-SET/NM	Set of 3	\$ 525.000	5.0%	\$ 26.250	\$ 498.750	+ shipping - see freight notes	35

Bidding Company Name:				Partac Peat Corporation	Catalog Name:			106D - Soft Touch Bases				No.	
No.	Product Category	Beam Clay Catalog Section #	Page#	Product Description	Manufacturer	Vendor SKU	Unit of Measure	Catalog List Price	Bid Discount Percentage	Discount Amt.	Net Effective Bid Price	Comments	No.
36	Baseball & Softball	106B	3	Soft Touch Progressive Release Bases 15" DOUBLE FIRST ONLY with mounting tee, disk, & 12" spikes #S15DBL	Soft Touch Bases	S15DBL	Single	\$ 315.000	5.0%	\$ 15.750	\$ 299.250	+ shipping - see freight notes	36
37	Baseball & Softball	106B	3	Soft Touch Progressive Release Bases 15" DOUBLE FIRST SET Set includes: Double 1st base, 15" 2nd & 3rd, with mounting tees, disk, & 12" spikes #S15DBL-SET	Soft Touch Bases	S15DBL-SET	Set of 3	\$ 575.000	5.0%	\$ 28.750	\$ 546.250	+ shipping - see freight notes	37
38	Baseball & Softball	106B	3	Soft Touch Progressive Release Bases Replacement 15" S Series Double First Base -W/O Mounting System S15DBL/NM	Soft Touch Bases	S15DBL/NM	Single	\$ 265.000	5.0%	\$ 13.250	\$ 251.750	+ shipping - see freight notes	38
39	Baseball & Softball	106B	3	Soft Touch Progressive Release Bases Replacement 15" S Series Double First Base Set -W/O Mounting System S15DBL-SET/NM	Soft Touch Bases	S15DBL-SET/NM	SET	\$ 485.000	5.0%	\$ 24.250	\$ 460.750	+ shipping - see freight notes	39
40	Baseball & Softball	106B	3	Soft Touch Progressive Release Bases STANDARD 15" DOUBLE FIRST BASE, 2nd & 3rd 14" youth bases with mounting tees, disks, & 12" spikes #S14DBL-SET	Soft Touch Bases	S14DBL-SET	Set of 3	\$ 575.000	5.0%	\$ 28.750	\$ 546.250	+ shipping - see freight notes	40
41	Baseball & Softball	106B	3	Soft Touch Progressive Release Bases Replacement Standard 15" Double First Base, 2nd & 3rd 14" youth bases - No Mounting System S14DBL-SET/NM	Soft Touch Bases	S14DBL-SET/NM	Set of 3	\$ 475.000	5.0%	\$ 23.750	\$ 451.250	+ shipping - see freight notes	41
42	Baseball & Softball	106B	3	Soft Touch Progressive Release Bases 15" DOUBLE FIRST ONLY with convertible tee that fits either 1" or 1-1/2" square ground anchors, disk and 12" spikes (ground anchors not included). #C15DBL	Soft Touch Bases	C15DBL	Single	\$ 300.000	5.0%	\$ 15.000	\$ 285.000	+ shipping - see freight notes	42
43	Baseball & Softball	106B	3	Soft Touch Progressive Release Bases 15" DOUBLE FIRST SET - Set includes Double 15" 1st base, 2nd & 3rd, with convertible tees, disk and 12" spikes (ground anchors not included). #C15DBL-SET	Soft Touch Bases	C15DBL-SET	Set of 3	\$ 595.000	5.0%	\$ 29.750	\$ 565.250	+ shipping - see freight notes	43
44	Baseball & Softball	106B	3	Soft Touch Progressive Release Bases Replacement 15" C Series Double First Base -W/O Mounting System C15DBL/NM	Soft Touch Bases	C15DBL/NM	Single	\$ 275.000	5.0%	\$ 13.750	\$ 261.250	+ shipping - see freight notes	44
45	Baseball & Softball	106B	3	Soft Touch Progressive Release Bases Replacement 15" C Series Double First Base Set -W/O Mounting System C15DBL-SET/NM	Soft Touch Bases	C15DBL-SET/NM	SET	\$ 485.000	5.0%	\$ 24.250	\$ 460.750	+ shipping - see freight notes	45
46	Baseball & Softball	106B	3	Soft Touch Progressive Release Bases STANDARD 15" DOUBLE FIRST BASE, 2nd & 3rd 14" youth bases with convertible tees, disks, & 12" spikes (ground anchors not included). #C14DBL-SET	Soft Touch Bases	C14DBL-SET	Set of 3	\$ 595.000	5.0%	\$ 29.750	\$ 565.250	+ shipping - see freight notes	46
47	Baseball & Softball	106B	3	Soft Touch Progressive Release Bases Replacement Standard 15" Double First Base, 2nd & 3rd 14" youth bases - No Mounting System C14DBL-SET/NM	Soft Touch Bases	C14DBL-SET/NM	Set of 3	\$ 475.000	5.0%	\$ 23.750	\$ 451.250	+ shipping - see freight notes	47
48	Baseball & Softball	106B	4	Soft Touch Progressive Release Bases Replacement Parts "A" Series -1-15" Base with Ground Mount & Plug #A15	Soft Touch Bases	#A15	Single	\$ 159.000	5.0%	\$ 7.950	\$ 151.050	+ shipping - see freight notes	48
49	Baseball & Softball	106B	4	Soft Touch Progressive Release Bases Replacement Parts "A" Series -1-14" Youth Base with Ground Mount & Plug #Y14	Soft Touch Bases	#Y14	Single	\$ 159.000	5.0%	\$ 7.950	\$ 151.050	+ shipping - see freight notes	49
50	Baseball & Softball	106B	4	Soft Touch Progressive Release Bases Replacement Parts "A" Series -1-15" Base Without Mount #A15L	Soft Touch Bases	#A15L	Single	\$ 135.000	5.0%	\$ 6.750	\$ 128.250	+ shipping - see freight notes	50
51	Baseball & Softball	106B	4	Soft Touch Progressive Release Bases Replacement Parts "A" Series -1-14" Youth Base Without Mount #Y14L	Soft Touch Bases	#Y14L	Single	\$ 130.000	5.0%	\$ 6.500	\$ 123.500	+ shipping - see freight notes	51
52	Baseball & Softball	106B	4	Soft Touch Progressive Release Bases Replacement Parts "A" Series -3-7" Square Ground Mounts #AY1415MS	Soft Touch Bases	#AY1415MS	3 Pcs.	\$ 58.000	5.0%	\$ 2.900	\$ 55.100	+ shipping - see freight notes	52
53	Baseball & Softball	106B	4	Soft Touch Progressive Release Bases Replacement Parts "A" Series -3-Heavy Duty Drag Plugs (Firm Yellow Polyurethane) for In-Ground Mounts (replaces tapered plug when bases are not in use) #AYPHD	Soft Touch Bases	#AYPHD	3 Pcs.	\$ 89.000	5.0%	\$ 4.450	\$ 84.550	+ shipping - see freight notes	53
54	Baseball & Softball	106B	4	Soft Touch Progressive Release Bases Replacement Parts "A" Series -3-Tapered Ground Plugs for Ground Mounts for use while in play #GPLGS	Soft Touch Bases	#GPLGS	3 Pcs.	\$ 75.000	5.0%	\$ 3.750	\$ 71.250	+ shipping - see freight notes	54
55	Baseball & Softball	106B	4	Soft Touch Progressive Release Bases Replacement Parts "S" Series -1-15" Base with White Mounting Tee & Spikes #S15	Soft Touch Bases	#S15	Single	\$ 185.000	5.0%	\$ 9.250	\$ 175.750	+ shipping - see freight notes	55
56	Baseball & Softball	106B	4	Soft Touch Progressive Release Bases Replacement Parts "S" Series -1-15" Base Cover Only #S15L	Soft Touch Bases	#S15L	Single	\$ 105.000	5.0%	\$ 5.250	\$ 99.750	+ shipping - see freight notes	56
57	Baseball & Softball	106B	4	Soft Touch Progressive Release Bases Replacement Parts "S" Series -1-14" Youth Base with White Mounting Tee & Spikes #S14	Soft Touch Bases	#S14	Single	\$ 185.000	5.0%	\$ 9.250	\$ 175.750	+ shipping - see freight notes	57
58	Baseball & Softball	106B	4	Soft Touch Progressive Release Bases Replacement Parts "S" Series -1-14" Youth Base Cover Only #S14L	Soft Touch Bases	#S14L	Single	\$ 105.000	5.0%	\$ 5.250	\$ 99.750	+ shipping - see freight notes	58
59	Baseball & Softball	106B	4	Soft Touch Progressive Release Bases Replacement Parts "S" Series -1-Mounting Tee & Spikes #S1415M	Soft Touch Bases	#S1415M	Single	\$ 85.000	5.0%	\$ 4.250	\$ 80.750	+ shipping - see freight notes	59
60	Baseball & Softball	106B	4	Soft Touch Progressive Release Bases Replacement Parts "S" Series -3-Mounting Tees & Spikes #S1415MS	Soft Touch Bases	#S1415MS	3 Pcs.	\$ 240.000	5.0%	\$ 12.000	\$ 228.000	+ shipping - see freight notes	60
61	Baseball & Softball	106B	4	Soft Touch Progressive Release Bases Replacement Parts "S" Series -1-12" Spike #SPIKE	Soft Touch Bases	#SPIKE	Single	\$ 4.000	5.0%	\$ 0.200	\$ 3.800	+ shipping - see freight notes	61
62	Baseball & Softball	106B	4	Soft Touch Progressive Release Bases Replacement Parts "S" Series -Spike Down Disk & Spike for Double First Base #DISK	Soft Touch Bases	#DISK	Single	\$ 30.000	5.0%	\$ 1.500	\$ 28.500	+ shipping - see freight notes	62
63	Baseball & Softball	106B	4	Soft Touch Progressive Release Bases Replacement Parts "C" Series -1-15" Base with Mounting Tee #C15	Soft Touch Bases	#C15	Single	\$ 200.000	5.0%	\$ 10.000	\$ 190.000	+ shipping - see freight notes	63
64	Baseball & Softball	106B	4	Soft Touch Progressive Release Bases Replacement Parts "C" Series -1-15" Base Cover Only #C15L	Soft Touch Bases	#C15L	Single	\$ 105.000	5.0%	\$ 5.250	\$ 99.750	+ shipping - see freight notes	64
65	Baseball & Softball	106B	4	Soft Touch Progressive Release Bases Replacement Parts "C" Series -1-14" Youth Base with Mounting Tee #C14	Soft Touch Bases	#C14	Single	\$ 200.000	5.0%	\$ 10.000	\$ 190.000	+ shipping - see freight notes	65
66	Baseball & Softball	106B	4	Soft Touch Progressive Release Bases Replacement Parts "C" Series -1-14" Youth Base Cover Only #C14L	Soft Touch Bases	#C14L	Single	\$ 105.000	5.0%	\$ 5.250	\$ 99.750	+ shipping - see freight notes	66
67	Baseball & Softball	106B	4	Soft Touch Progressive Release Bases Replacement Parts "C" Series -1-Convertible Mounting Tee #C1415M	Soft Touch Bases	#C1415M	Single	\$ 85.000	5.0%	\$ 4.250	\$ 80.750	+ shipping - see freight notes	67
68	Baseball & Softball	106B	4	Soft Touch Progressive Release Bases Replacement Parts "C" Series -3-Convertible Mounting Tees & Spikes C1415MS	Soft Touch Bases	#C1415MS	3 Pcs.	\$ 275.000	5.0%	\$ 13.750	\$ 261.250	+ shipping - see freight notes	68
69	Baseball & Softball	106B	4	Soft Touch Progressive Release Bases Replacement Parts "C" Series - Universal Anchor Plug #PLUG	Soft Touch Bases	#PLUG	Single	\$ 7.000	5.0%	\$ 0.350	\$ 6.650	+ shipping - see freight notes	69
70	Baseball & Softball	106B	4	Soft Touch Progressive Release Bases Replacement Parts "C" Series - Ground Anchor (Bolco Style), 1" Square #GSB	Soft Touch Bases	#GSB	Single	\$ 21.000	5.0%	\$ 1.050	\$ 19.950	+ shipping - see freight notes	70
71	Baseball & Softball	106B	4	Soft Touch Progressive Release Bases Replacement Parts "C" Series - Ground Anchor (Hollywood Style), 1 1/2" Square #GSH	Soft Touch Bases	#GSH	Single	\$ 21.000	5.0%	\$ 1.050	\$ 19.950	+ shipping - see freight notes	71
72	Baseball & Softball	106B	4	Soft Touch Progressive Release Bases Replacement Parts "C" Series -1-12" Spike #SPIKE	Soft Touch Bases	#SPIKE	Single	\$ 4.000	5.0%	\$ 0.200	\$ 3.800	+ shipping - see freight notes	72

Bidding Company Name:				Partac Peat Corporation		Catalog Name:		106D - Soft Touch Bases					
No.	Product Category	Beam Clay Catalog Section #	Page#	Product Description	Manufacturer	Vendor SKU	Unit of Measure	Catalog List Price	Bid Discount Percentage	Discount Amt.	Net Effective Bid Price	Comments	No.
73	Baseball & Softball	106B	4	Soft Touch Progressive Release Bases Replacement Parts "C" Series - Spike Down Disk & Spike for Double First Base #DISK	Soft Touch Bases	#DISK	Single	\$ 30.000	5.0%	\$ 1.500	\$ 28.500	+ shipping - see freight notes	73